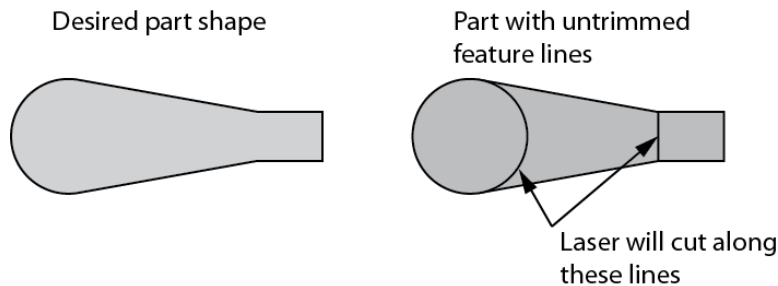


Failure Modes for Laser Cut Parts

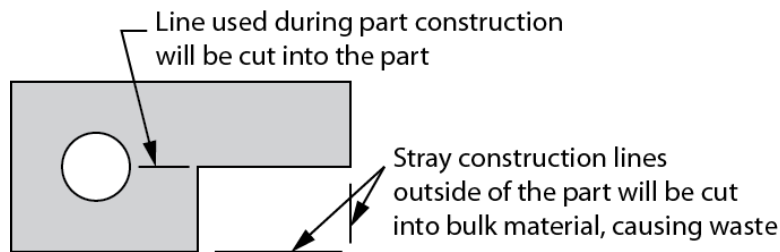
ME 120

Following is a list of errors in Solidworks drawings that lead to rejection of parts sent to the laser cutter queue.

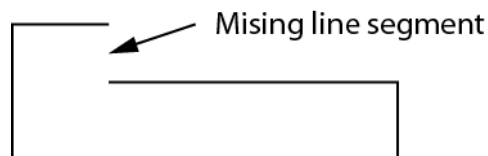
1. Drawing has feature lines that should be trimmed. Because they are left on the drawing the part has structural flaws. The following sketches show how untrimmed feature lines (on the right) will cause the laser cutter to turn a single piece into three separate parts.



2. Stray lines are left on the drawing. These stray lines may intersect the parts and cause structural failure, or these lines may require the laser to make unnecessary raster marks, or unwanted cuts in the part or in the bulk raw material.



3. Feature lines are incomplete which leaves parts that are not closed.



4. Dimensions are left on the drawing. Dimensions should be hidden in the part that is printed to the laser cutter.